

Inside Westside

EDITION 23 | SUMMER 2025

Inside this edition

Summer recipes	4
Flower pressing	7
Fruitshare Adelaide	8
Green Thumb Grant	8
Sustainable Westside	10
Nominate a Neighbour!.....	11
Maintenance matters.....	13
From the Housing Services Team....	14

Contents

- 3 From the CEO
- 4 Summer recipes
- 6 Community Christmas lunches
- 7 Pressing flowers
- 8 Fruit Share Adelaide
- 8 Green Thumb Grant
- 10 Sustainable Westside
- 11 Nominate a Neighbour!
- 12 WEA funded places
- 12 An arty party!
- 13 Maintenance matters
- 14 From the Housing Services team
- 16 Westside office opening hours

Acknowledgements

Greg Kelly – *Inside Westside* Contributor
Jane Savage – *Inside Westside* Contributor
Deann Platt – *Inside Westside* Contributor
Frankie Starling – *Inside Westside* Contributor

Acknowledgement of Country

Westside Housing acknowledges the Kurna people and the Peramangk people as the traditional owners of the lands on which we work, meet and live. We acknowledge their spiritual connection to the land, living culture, and unique role in the life of this region. We pay our respects to Elders past and present.

Westside Housing opening hours

9am–4pm, Monday–Friday
Closed public holidays and weekends
For after hours emergency maintenance issues, please call 8155 6070, 24/7

478 Port Road, West Hindmarsh SA 5007
8155 6070
admin@westsidehousing.org.au
westsidehousing.org.au

 @creatinghomesconnectingpeople

Cover photo – Detail from artwork *Pine Forest* by Deann Platt, CHARTS Awards finalist

60% Tenant-led publication

This is a tenant led publication so don't be shy, get in touch via email at community@westsidehousing.org.au if you would like to contribute to *Inside Westside*.

**Westside Housing has a minimum standard for this publication of being 50% tenant-led.*

From the CEO

Westside is committed to providing safe, affordable homes and building strong communities.

Our homes

The need for housing remains high, and while our vacancy rate is very low, we're always working to increase the number of homes we can offer. That's why we're especially pleased to share news of our latest development in Blair Athol, where two older properties on large blocks have been transformed into ten brand-new, affordable homes. These homes are offered at 75% of the market rent and are now fully tenanted by families on low incomes.

It was wonderful to welcome some of our newest tenants at the Blair Athol property launch event and hear firsthand about the deep community connections in the area.


Westside is continuing to grow, with a couple of smaller developments currently underway. Alongside new builds, we remain focused on maintaining and upgrading our existing homes, and we are actively seeking funding opportunities to support environmental improvements across our properties.

Our people

We would like to thank everyone who participated in our recent Tenant Satisfaction Survey! Westside tenants are our experts, and your feedback helps us to shape the services we provide – so we value you taking the time to fill out the survey. We're currently awaiting the full results and will share them once available. Congratulations to the two tenants who were drawn out as winners of our survey prize draw!

As we head into the festive season and warmer months, we hope you enjoy time with loved ones – and perhaps a quiet moment to read this edition of *Inside Westside*. We look forward to continuing to work with you in 2026.

As always, we welcome your suggestions, ideas for newsletter content, and involvement in community activities.



Julie Blake, CEO

Russel Good (Chair, Westside Housing Board), Julie Blake (CEO Westside Housing), Hon. Nick Champion (Minister for Housing and Urban Development), Juile-Anne Burgess (CEO South Australian Housing Trust), at the launch of Westside's latest development in Blair Athol.



Summer recipes

With thanks to Greg Kelly



Marmalade cake

- 1 jar of marmalade (any flavour – no less than 300g to about 450g)
- 6 eggs
- 250g almond meal
- 1 tsp of baking powder

The festive season is perfect for an easy and delicious cake. Cakes like this set when they cook. With flour cakes they can rise and sometimes fall dramatically, whereas cakes made with almond and eggs don't have that same dynamic. I've been in a situation where I was cooking one of these cakes and the electricity went off for about 5 or 6 hours. When it came back on, the cake continued to cook and didn't suffer.

I've used a jar of marmalade in this recipe and haven't added any extra sugar (there's enough in the marmalade). You could also leave out the marmalade and substitute a large tin of peaches (or other fruit) and 250g sugar for a delicious cake. Just puree 400g of fruit (without the juice) and any extra can be chopped and folded through the batter. There are also several different nut meals that could be used.

.....
Mix all ingredients together.

Pour into a greased 21cm cake tin and bake at 160–180°C for about an hour (until its firm to touch). Fan forced ovens can cook quicker.



Tomato fritters

- 500g of tomatoes
- 1 handful of parsley, mint, and/or coriander (you can't have too many fresh herbs!). You could substitute some dried herbs, but not that volume.
- 6 spring onions
- ½ cup pitted chopped olives
- 200g of feta or ricotta cheese (or a mix of both)
- 1 tsp of baking powder
- 2 tbsp of dried bread crumbs (or 1 cup of fresh breadcrumbs)
- 1 cup of plain flour
- Salt and pepper to taste
- 3 cloves of garlic
- 3 tablespoons of olive oil

I have the luxury of having a patch of garden where I grow herbs. When the season is on I tend to get a huge volume all at once. So, for recipes that require herbs, I go all out and use as much as I can. If you buy herbs from the grocer I suggest use the whole bunch instead of putting them back in the fridge and forgetting about them!

.....
Cut the tomatoes in half horizontally and squeeze out seeds and watery mush around the seeds.

Roughly chop the tomatoes into about 2cm pieces.

Add the chopped herbs, spring onions, olives and garlic.

Stir the flour, breadcrumbs, and baking powder together and when combined thoroughly, add to the tomato mix and add cheese. Mix through the oil.

Taste and season with salt and pepper.

Let stand for half an hour or so to let the breadcrumbs and flour absorb the moisture.

Compress together shapes for frying – small golf ball size or patty size.

Toss fritters in flour and place gently into a frying pan. Shallow fry in hot oil until brown all over.

Serve with a yoghurt dip.



COMMUNITY CHRISTMAS lunches



Our elves have once again compiled a list of some great community organisations who provide Christmas cheer for anyone who would like the company of others and a free festive meal on 25 December (Christmas Day). Please call the organisations ahead of time to confirm start times or make a booking.

Inner suburbs/CBD

HUTT STREET CENTRE

Free Christmas lunch, arrive by 11am
258 Hutt St, Adelaide
No registration required.

THE SALVATION ARMY

Free Christmas lunch and other events
at a variety of locations

See salvationarmy.org.au/christmas/events/#event-search for locations and times.
Registration required.

BAPTIST CARE AND WESTCARE CENTRE

Free Christmas lunch, served from 11am-1pm
11-19 Millers Court, Adelaide
No registration required.

ST LUKES ANGLICAN CHURCH

Free Christmas lunch, served from 11am
35 Whitmore Square, Adelaide
No registration required.

Southern suburbs

WAKEFIELD HOUSE POSITIVE AGING CENTRE

\$5 Christmas lunch, served at 12.30pm
65 Acre Avenue, Morphett Vale
Registration required, phone 8384 6158.

MARIONLIFE COMMUNITY SERVICES

\$5 Christmas lunch, served around 12pm
Marion Church of Christ auditorium,
Marion Road, Mitchell Park
Registration required, phone 8277 0304.

ALDINGA BEACH COMMUNITY CHRISTMAS LUNCH

Free Christmas lunch and presents for under
16 years. Served from 11.00am-2.00pm.
Aldinga Beach Community Centre,
Symonds Reserve, Aldinga Beach.
Registration required, phone 8215 6310

Northern suburbs


GRENVILLE HUB

Free Christmas lunch, served from 11.30am-2pm
Playford Civic Centre, 10 Playford Blvd, Elizabeth
Registration required, phone 8256 0377.

Mount Barker

MOUNT BARKER SHOWGROUNDS

Mt Barker Community BYO Christmas Day Lunch.
Picnic, games, Secret Santa. From 12-3pm.
Mount Barker Showgrounds, 2 Alexandrina Road,
Mount Barker. Phone 0448 104 996.



Pressing Flowers – a great hobby and gift idea!

By Frankie Starling

I was gifted a small hand held flower press from my eldest daughter for my birthday. She knows I love all things garden, and especially pretty flowers.

It has been years since I did any flower pressing, but it got me motivated to get creative. I decided to use the flowers that I grow in my garden and also some I find on my morning walks around the neighbourhood with my dog Peggy-Sue.

Flower-pressing is a simple, inexpensive way to create something unique from nature, and the only real cost is a picture frame to display your creation. I decided I would then gift my pressed flower design back to her for her upcoming birthday - kind of a sentimental, circle of life idea.

Do you like to create? Do you need a gift idea for Christmas or just for the joy of giving? Maybe you just want to enjoy your creation as a personal keepsake? Read on for a simple method for pressing flowers that I used.

What you need to press flowers in a book

Sheets of absorbent,
non-stick paper
Some heavy books
Flowers and leaves
Glue stick
Picture frame with glass
One sheet of fresh paper
(perhaps coloured) to lay
dried flowers on before
framing

- For the best results, add layers of absorbent paper between the book pages first - such as parchment paper or newspaper.
- Arrange flowers face-down (not overlapping) and try to group ones of similar thickness together.
- Once the flowers are tucked flat within the book, set additional heavy objects on top of the book to provide extra weight. I often use a stack of heavy books. Leave for at least 3 weeks.
- Handle your pressed flowers with care. They're very delicate and often stick to the paper. Use tweezers to help gently peel them away from the pressing paper, to pick them up, or to arrange them for your craft projects.
- I use a little glue onto my backing paper so that the flowers don't move when I'm placing the glass over the top and putting in the frame. Make sure to decide on your design before using glue, as the flowers don't lift easily without breaking.

If you are keen to try other methods there are plenty of websites. Here's one I found useful firstdayofhome.com/how-to-press-flowers



Fruit Share Adelaide

By Jane Savage

Fruit Share Adelaide is a not-for-profit organisation which is run by volunteers who collect excess fruit and vegetables grown in people's back yards, then distributes the produce to those in need. Whether you are a home gardener with excess produce, or a commercial grower whose produce is just not attractive enough to sell, Fruit Share Adelaide could be the solution to your excess.

It is easy to get involved! You can either donate or receive produce – or join as a volunteer picker. Go to the Fruit Share Adelaide website, and click on the section you are interested in and register your interest. To donate produce, you can register your tree by filling out a form, listing all the excess produce you have. You can also become a volunteer – which gives you access to free fruit and vegetables for your effort.

Any charity or community organisation that provides food or meal programs for those in need is encouraged to register with Fruit Share Adelaide to receive donations of fresh produce. While individuals cannot directly get fresh produce, you should encourage your charity or community group to get involved and receive fresh produce for you and others to access.

It is easy to register, just visit fruitshareadelaide.com.au and fill in your details.

For more information send your enquiry to info@fruitshareadelaide.com.au or call 0408 914 139.

Green Thumb Grant

The next round of Green Thumb Grants is back!

Green Thumb Grants help tenants who want to improve the look and condition of their front gardens or communal garden spaces, create water wise gardens, or create living shade to cool their home.

Successful applicants will receive \$200 worth of Bunnings cards to spend on their project.

Some examples of what you could use your Green Thumb Grant for are:

- Create a new shared veggie garden
- Improve the look and water efficiency of your yard with some mulch
- Plant a waterwise garden bed
- Establish some shade plants around your yard to help cool your home.

By investing time in your garden you may meet and talk to neighbours, have more time outdoors, eat more fresh garden produce, cool your home for comfort, and find other great benefits that we haven't even considered yet!

To apply for a Green Thumb Grant, simply write a few sentences about what you would like to do and add a photo or sketch of the area you would like to improve.

Please email your application through to community@westsidehousing.org.au or call 8155 6082 if you would like to discuss your ideas first.

CUPPA AND CHAT



We ran a program of Cuppa and Chats across the metro area and in Mount Barker in 2025, and we are hoping to continue this in 2026. In order to make sure we are getting this right however, we would love some feedback from tenants about what could make these sessions better.

If you have some suggestions about Cuppa and Chats, or any other ideas for tenants to have the opportunity to give feedback or get involved, we would love to hear them!

Email your suggestions through to community@westsidehousing.org.au by the 16th of January to go into the draw to WIN A \$50 GIFT CARD!

A new program of Cuppa and Chat events will be released at the end of January following our feedback period.

For the past year, Westside has been trialling our Cuppa and Chat program. This has provided an opportunity for tenants to come together with staff to give feedback to Westside and to meet other tenants. This has been done in an informal way over a free cuppa or activity.

No Interest Loans

Washing machine broken down?
Unexpected car repairs? Car registration due?
Unexpected expenses are bound to pop up from time to time.

No Interest Loans (NILs) help people on low incomes to buy essential items without fees, interest or charges. NILs help you manage your money and you only pay back what you borrow, nothing more.

NILs are supported by not-for-profit Good Shepherd Australia and New Zealand, and Westside Housing are NILs customer service providers. Talk to your tenancy officer about how to apply for a NILs loan of up to \$2000.

For further information, please contact us on 8155 6070 or admin@westsidehousing.org.au

****NILS SCAM ALERT!**** We have been made aware of unauthorized websites and social media accounts that pretend to be NILs providers. You should never click on NILs social media ads or links in websites other than the official Good Shepherd website goodshep.org.au/services/nils – particularly if they ask you for personal details. The safest way to apply is to go through Westside or direct to Good Shepherd.



SUSTAINABLE WESTSIDE

Westside is committed to improving our environmental sustainability as an organisation, and also to supporting tenants to build skills and access resources to improve the sustainability of their homes. We love to share information on reducing energy use and waste, improving the comfort of your home, backyard greening, and finding what resources are available to help you save money and the planet – please read on.



Which bin?

Not sure what to do with all that post-Christmas waste? Not sure what goes in which bin? Did you know that your local council manages all general waste, recycling, and organics bin collections and that some councils have different requirements for what can go into each bin? If you are confused about whether something can be recycled or put into the general waste bin, there is a great website which can give you information specific to your council area – whichbin.sa.gov.au

Most councils also provide a green organics waste bin for garden trimmings and kitchen scraps. You can request a free kitchen benchtop caddy/bin and compostable bin liner bags from many councils by calling their customer service number. These liner bags, when full, can be placed in the organics bin and will be collected and used by council to create garden compost.

If you have a missed bin collection or need a new bin, you can contact your local council direct.

Council's also provide hard rubbish collections if you have larger items to dispose of (e.g. old furniture, cardboard, yard junk etc). Most will provide at least one free collection per year – but you will need to confirm this by checking your local council's website. Organising regular hard rubbish collection helps you keep your place tidy and also ensures that the waste is disposed of correctly.

Councils also provide free hazardous materials disposal options. Things such as used cooking oil, paint, chemicals, batteries and light globes, and e-waste should all be disposed of correctly and not put in regular bins. You can find further information about options close to you by checking your local council website, or Green Industries SA website greenindustries.sa.gov.au/hazwaste. Some businesses, such as Bunnings and Officeworks will also provide free e-waste recycling.

Understanding Energy – free home energy audit

Recently, Westside has been running free 'energy consultations' for tenants with energy expert Alex. An energy consultation involves a specially tailored visit to your home and focuses on how you can get the cheapest energy prices, and what small changes can be made to save money and improve the temperature and comfort of your home.

We have a couple of consultations still available to Westside households and this is a great opportunity to find ways to save some money, take charge of your energy bills, and improve the temperature of your home!

To find out what is involved, please email us at community@westsidehousing.org.au



SUSTAINABILITY GIVEAWAYS!

Westside has a limited number of free items available for tenants to help reduce energy usage and improve the comfort of your home.

Items available include; door draft stoppers, draft sealing tape, outdoor tap timers, and small outdoor solar lights.

If you are interested in trying some of these on your home, let us know what item/s you would like and why by emailing community@westsidehousing.org.au



Nominate a Neighbour!

Do you have a fabulous neighbour – someone who checks in, lends a hand, keeps the common area garden tidy, or is always up for a friendly chat over the fence?

A good neighbour can make all the difference in how you feel about your home – Westside would love to celebrate this neighbourliness with our new *Nominate a Neighbour!* initiative.

If you're a Westside tenant and have a neighbour who's friendly, helpful, goes above and beyond in providing assistance to others, and helps create a sense of community... here's your chance to recognise them!

Just send us a few sentences about who you are nominating and why. The person you are nominating:

- Cannot be related/live in the same house as you
- Must live close by and must have been a good neighbour to you or others in your street
- Doesn't have to be a Westside tenant.

We will have a prize draw at the end of each month which both you and your nominated neighbour will be entered in to. In celebration of Neighbour Day coming up at the end of March, we will then award a 'Legendary Neighbour' gift hamper to both the Westside tenant and their neighbour who have the best story of neighbourliness.

Send your nominations to community@westsidehousing.org.au

WEA funded places

Westside is lucky to have been offered another round of funded places in a great range of WEA courses! This means that Westside tenants can try out a range of courses at no cost to them.

How does it work?

Go to our website to find the latest courses on offer westsidehousing.org.au/skill-up. Once you have selected a course you are interested in, check that you can make it to the available start date, and get in touch with Westside to enrol.

What does it cost?


Courses are offered at no cost to you – although if you check the enrolment guide there are a small number of courses that may have a materials fee which will need to be covered by tenants.

What can I do?

We have had tenants attend various short courses such as sewing skills, pottery, face painting, creating a website, and learning self-defence... But there are so many more you can choose from! There are courses that can help with employment skills and lots that are just for interest and fun.

In many cases you are also able to bring a support person along at no cost as well.

Do something different in 2026! If you would like to find out more, please email community@westsidehousing.org.au



An arty party!

The Community Housing Arts Awards (CHARTs) are run every second year and are a great opportunity for both beginner or professional artists who live in community housing to showcase their work in a professional exhibition.

One of Westside's fabulous tenants was a finalist in the 2025 CHARTs. We think Deann's artwork is amazing (as seen on the front cover of Inside Westside)! Westside staff and Board members were proud to

attend the awards ceremony where there was such a high caliber of art on display.

Thanks to all tenants who entered the CHARTs – keep making art and we'd love to see you enter again next time.

We highly recommend a visit to the CHARTs finalists exhibition! 5–17 December 2025 10am–4pm daily, The Mill Gallery, 154 Angas St, Adelaide, chartsawards.com.au

Maintenance matters

Stamp out damp

While the weather might now be warmer and drier, it is still important to minimise excess moisture in your home. This helps to prevent mould and damage to ceilings, cupboards and skirting boards. There are a number of simple things that you can do at home to prevent excess moisture:

Mopping your floor

When mopping the floor, it is best to just use a damp mop rather than pouring water on the floor and then mopping it up. Excess water on the floor can become trapped under vinyl flooring and under skirting boards, causing permanent damage and encouraging mould growth.

Ventilation

Humid air, and lack of ventilation can cause mould growth. Ensuring that the extractor fan is turned on in the bathroom when showering, or the kitchen when cooking, can remove steam and increase airflow. Cracking a window or two open in fine weather is also helpful to improve air circulation.

Under sink leaks

If you identify a leak under the sinks in your home, letting Westside know as soon as possible can help us to prevent damage. Leaks that have been left for a while can cause problems that are difficult and expensive to repair.

Is it a backyard or a jungle?

Warmer weather helps grass and weeds to grow, and without attention, this can quickly turn your backyard into a jungle! Tall grass and weeds not only make it difficult for you to enjoy using your yard, they can also become a fire risk and snake/rodent home. Keeping your yard maintained in warmer weather is very important for these reasons. If you are having trouble with this, speak to your Tenancy Officer or our Maintenance team. There may be options to assist, such as the lawnmower and whipper snipper available to borrow through Westside's Tool Library.

Smoke detectors

All Westside homes are fitted with smoke detectors, and these are checked whenever Westside does an inspection. If you suspect your smoke detectors aren't working properly for any reason, please get in touch so that Westside can check them.

Emergency maintenance after hours



- If you have an emergency maintenance issue such as a flooding tap (not a drip) on the weekend, a public holiday or out of office hours please call 8155 6070.
- If your emergency maintenance issue is life threatening, please call Emergency Services on 000.
- If it isn't an emergency then you can report it through our website and we will action it during office hours westsidehousing.org.au/maintenance
- If your emergency is related to storm damage or flooding, please call South Australian State Emergency Services on 132 500.

From the Housing Services team

Working together


Each day is different for Westside staff – there are new tenants to be signed up, urgent maintenance issues to be sorted out, inspections, events to be run, queries to be followed up, and tenants in crisis that require support from our team. We also know that tenants are juggling many different things, and that housing is just one part of the picture.

With so many different things going on, it is important for staff and tenants to work together and be mindful of each other's priorities.

To assist Westside staff to provide a good service, tenants can:

- Look after your home and let us know as soon as you are aware of a maintenance or other issue
- Respond to phone calls from Westside and it's contractors in a timely way, so that issues can be addressed quickly. If you have a maintenance issue and have been told by Westside that a contractor will contact you soon, keep a lookout for the call.
- Be courteous and treat staff as you would like to be treated yourself.

Staff aim to work positively with tenants and provide good customer service. We encourage you to let us know if you have feedback or a complaint so that this can be addressed quickly.



What to expect from an inspection

Inspections are a required part of living in a rental home, in both the private rental and the community housing space. Preparing for an inspection can sometimes be daunting – but it isn't intended to be a stressful experience. It is an opportunity for Westside to make sure that there are no issues we need to address, and it is also an opportunity for tenants to raise any maintenance or other issues you are having with the property. Inspections are generally done two times a year in community housing – but may be more frequent if needed.

Preparing for an inspection

When it is time for an inspection, a letter will be sent to you advising an inspection time. Please let our office know as soon as possible if you are unable to attend this inspection time. We prefer you to be home when we do the inspection but if you can't be there, we can use our file keys for access. Once an inspection has been booked, you can prepare by:

- Doing a general property tidy up. We don't need everything to be spotless – we are just there to make sure that the property itself is being taken care of
- Tidying away anything which would block access to rooms or the yard.

On the day of the inspection

You can prepare by:

- Being present at the agreed time
- Securing any pets
- Letting the Tenancy Officer or Maintenance Coordinator know if there are any issues you have been having with your property
- Advising staff if there are personal items or photos that you don't wish to be in the background of the inspection photos (staff will make every effort to avoid taking photos of personal items but do need to take photos to record the condition of different areas of the house).



If you need help to stretch the grocery budget further over the summer, help is available to Westside tenants through a Foodbank voucher.

A Foodbank voucher entitles you to 10 visits to Foodbank Food Hubs.

On each visit you get:

- Up to 15kg fruit & vegetables free
- Free bread
- Discounted food and other household supplies that cost less than supermarkets.

Anyone on a low income and in financial need is eligible.

Westside is a Foodbank referral agent. Please contact us for a referral on 8155 6070 or west@westsidehousing.org.au



If undelivered please return to:
478 Port Road West Hindmarsh SA 5007

Westside
HOUSING

PRINT
POST
100023596

POSTAGE
PAID
AUSTRALIA

Westside office opening hours

Normal office opening hours

9am–4pm, Monday–Friday

Closed public holidays and weekends

Office hours over Christmas and New Year

Wednesday	24 December 2025	Open 9am–2pm
Thursday	25 December 2025	PUBLIC HOLIDAY, CLOSED
Friday	26 December 2025	PUBLIC HOLIDAY, CLOSED
Monday	29 December 2025	CLOSED
Tuesday	30 December 2025	CLOSED
Wednesday	31 December 2025	CLOSED
Thursday	1 January 2026	PUBLIC HOLIDAY, CLOSED
Friday	2 January 2026	CLOSED
Monday	5 January 2026	Open from 9am

During this time, you can still report emergency maintenance issues by calling 8155 6070, 24/7.

478 Port Road, West Hindmarsh SA 5007

8155 6070

admin@westsidehousing.org.au

westsidehousing.org.au